



Cirrus Lowsmoke, Steamers Club, Metropole Hotel, Brighton

We've been providing the entertainment industry with dramatic smoke effects for over a decade, constantly finding stunning new ways of using smoke to enhance performance and atmosphere.

We've developed machines, fluids, controllers and accessories which will produce almost any kind of smoke almost anywhere, allowing you to integrate smoke with light and other special effects to get maximum impact.

From enormous rock and roll events to film sets, stage shows and local discos, you'll find Effects Company machines hard at work.

But our development isn't just about what you see. We concentrate on the bits you don't see - the internal electronics build, the make-up of the fluid and other refined features which make our machines practical and easy to use, with the minimum of fuss and mess.

All research and production takes place at our UK Headquarters, drawing upon 20 years of experience in the special effects industry.



Cirque Surreal (Supersmoke Fluid)


EFFECTS CO.



'Sheep' - a Tribute to Pink Floyd (Supersmoke 1000)



Factory assembly



Final testing



Electronics assembly

We custom develop all the electronics and microprocessors for each machine and controller, ensuring that we can achieve the precise performance we're looking for every time, whilst keeping control of supply.

Our electronic and mechanical assembly is carried out to the highest standards, with each finished machine, controller or accessory being thoroughly tested prior to dispatch.

The result of this research, development and production programme is probably the most comprehensive range of quality smoke machines anywhere in the world, accompanied by the most sophisticated control and accessory selection.

With a worldwide network of distributors, and full after sales support, the Effects Company is your single source for all smoke products.

Contact us today for your nearest distributor or for more technical information.

Tel: +44 (0) 1342 718399
Fax: +44 (0) 1342 717525

THE EFFECTS COMPANY

- Virtually continuous smoke output
- Very dry smoke
- Quality build
- Optional bottle cutout system



The Supersmoke 1000 is an excellent machine, designed to cope with punishing use over a long period. The machine produces extremely high quality, small particle size, dry smoke, which is proving very popular with indoor venues because of its fine particle size and low condensation properties.

As with all Effects Company machines, the Supersmoke 1000 is engineered to the highest standards. The heater block is both inexpensive and easy to refurbish, featuring a unique fluid coil system. The machine is available with a wide range of accessories, including ducting adaptors, drip trays, ducting and various smoke fluids.

The unit is available with interchangeable remote controllers (see Controllers' section) giving ultimate flexibility and control over smoke output. In addition, you can specify a choice of pump depending upon the coverage you require. The standard pump will give good volume and continuous running, the Hi-power version produces a much greater volume of smoke to give a dense effect preferred by big stage productions. The Hi-power version also comes with thermal sensing to prevent burn-out of the pump unit.

The Supersmoke 1000 also has an optional sensing system which monitors the fluid level, automatically stopping the machine when the fluid bottle is almost empty, thereby avoiding burn-out which is a common problem for operators using machines in remote or inaccessible locations.

- 0-10 volt remote operation
- Ducting/ducting adaptor available
- Quiet operation
- All electronic controls
- Isolating thermal fuse - independent of electronic circuitry

Specification: Size: 470mm(h) x 243(w) x 142(D)
Heat-up from cold: 7 minutes
Cooling: Convection
Finish: Royal blue, texture
Power consumption: 6 amps
Voltage: 240/110 volts, 50/60 Hz
Weight (boxed): 10 kgs

- Mains-free capability
- 0-10v remote control
- Electronic temperature control



Mini 500 (Cirque Surreal)

The Supersmoke 500 Mini is a really versatile machine, designed to give you thick bursts of dry smoke in almost any location.



Mini 500 Remote

A favourite with the film industry, the Mini 500 has a generous 20mm ceramic fibre insulation which allows mains-free operation for a period of up to 30 minutes, producing a powerful smoke output from an aerosol canister at the rear. The Mini 500 Remote has a stereo jack socket to allow remote control from dedicated controllers including timer versions (see controller section), but still retains a manual override option on the machine itself.



Internal assembly

Electronic temperature control prevents overheating which is common in machines with mechanical thermostats and ensures smooth operation at all times. An external filter prevents blockages in the fluid system.

Designed as a workhorse for tough location work, the Mini series is easy to service, with removable panels exposing the whole of the inside of the machine for quick servicing. An isolating thermal fuse system independent of the electronic circuit ensures safe operation at all times.

The Mini series accepts standard 2" ducting, for controlled dispersal around any set or stage area.

- Extremely compact machine
- Aerosol cup with deep fluid reservoir
- Isolating thermal fuse - independent of electronic circuitry
- Powerful smoke output

Specification: Size: 303mm(h) x 160(w) x 125(D)
Heat-up from cold: 8 minutes
Cooling: Convection
Finish: Royal blue, texture
Power consumption: 4.5 amps
Voltage: 240/110 volts, 50/60 Hz
Weight (boxed): Mini 500: 8.5 kgs
Mini 500 Remote: 9.0 kgs



SUPERSMOKE 1000

MINI 500



- Smoke projection without external fans
- Control over smoke density and distance
- Optional bottle cut-out system

If its coverage and control you're looking for, the Supersmoke 3000 Turbo is the machine for you - with a built-in air boost you can project smoke over a phenomenal area, without using external fans.

The Supersmoke 3000 also gives you fantastic versatility in the output you can achieve. Both the volume of smoke and the force of the air-boost are independently variable, enabling you to produce any effect, from a thin haze over a vast area to short, sharp, thick bursts.

Careful design has resulted in a compact, portable machine, with some clever practical features. For example, you can fit a unique combined snorkel/air adaptor which allows you to duct air under pressure through conventional 6" (152 mm) ducting, or 2" (51 mm) non-pressurised ducting to provide powerful smoke ejection from any point. The Supersmoke 3000 Turbo also features an optional sensing system which will automatically stop the machine when the fluid bottle is almost empty, thereby avoiding pump burn-out. The heater block is both inexpensive and easy to refurbish, featuring a unique fluid coil system.

The Supersmoke 3000 Turbo is available with a choice of pump options: The standard pump produces good volume with the ability to run the pump continuously, whilst the Hi-power version produces a greater smoke volume, and is further protected with thermal sensing.

Controllers have been specifically designed to ensure that independent control of smoke/air boost is maintained (see Controller section). There is even a controller (EC400T) with automatic timer operation and 'offset' facility for prolonging the air boost. Other accessories include drip trays and various ducting options.

- 0-10v remote
- Quiet operation
- All electronic controls
- Isolating thermal fuse - independent of electronic circuitry

Specification: Size: 540mm(h) x 270(w) x 200(D)
Heat-up from cold: 7 minutes
Cooling: Convection
Finish: Royal blue, texture
Power consumption: 7 amps
Voltage: 240/110 volts, 50/60 Hz
Weight (boxed): 20 kgs

A wide range of 0-10v remote control options are available for use with Effects Company machines. They can be either hand-held or panel mounted.

CONTROLLER SELECTION 'AT A GLANCE'

FACILITIES	EC50	EC100	EC200	EC300T	EC400T	LS50	EC700T
Power-On Indicator	•	•	•	•	•	•	•
Ready Indicator	•	•	•	•	•	•	•
Smoke Volume & Switch	•	•	•	•	•	•	•
Airflow Volume & Switch	•	•	•	•	•	•	•
Turbo Offset Timer			•	•	•		
Timer Facility			•	•	•		
Smoke 'On' Indicator			•	•	•		
Turbo 'On' Indicator			•	•	•		
On/Off Timer Switch			•	•	•		
CO ₂ Flow Indicator						•	
'On' Switch						•	
Pump Operating Indicators						•	
Block Heating Indicators						•	
High Power Indicators						•	
Pump Control Indicators						•	
Refill Fluid Indicator						•	
MACHINES							
Mini 500							
Mini 500 Remote	•	•	•	•	•		
Supersmoke 1000	•	•	•	•	•		
Supersmoke 3000 Turbo				•	•		
Cirrus Lowsmoke	•	•	•	•	•		
Cyclone 4000 Turbo				•	•		

Notes: • = Switch only, @ = Without Volume Control, @ = Volume Control Inoperative

EC50: Basic on/off control with 'power on' and 'ready' indication.

EC100: Variable smoke control as well as on/off control and 'power on' and 'ready' indication.

EC200: Timer control to give bursts of smoke with duration and interval control. 0-90 second duration timer and 0-30 minute interval, combine with on/off control and 'power on' and 'ready' indication.

EC300T: Designed for use with the 3000 Turbo, it provides separate channels to control smoke output and turbo airflow. Each has separate on/off and variable control, as well as 'power on' and 'ready' indication. Connection is by means of a 5 pin, 180° DIN plug.

EC400T: A unique timer control for the 3000 Turbo machine. It combines the features of the EC200 and EC300T, giving you duration and interval timing options for smoke output and airflow. Additionally, airflow on-time can be lengthened for 3 minutes before and after smoke to enhance the turbo effect before, and to fan the smoke after. Connection is by means of a 5 pin, 180° DIN plug.

LS50: Designed for use with Cirrus Lowsmoke, the LS50 will allow you to remotely introduce liquid CO₂ into the main hose for a few seconds before smoke operation, ensuring an excellent cooling action. Connection is by means of a stereo jack plug.

EC700T: A sophisticated controller for the Cyclone 4000 Turbo which allows you to select single or twin block heating, and mode of operation. LEDs show the status of both heaters, 'ready' indication, and pump operation/thermal cut-out. The main machine is monitored and power and fluid status are all shown. A three metre lead with moulded 'D' connector is provided for connection. Even if you are using the controller with DMX, you can still keep the EC700T connected to provide local indication of status.



TURBO 3000

CONTROLLERS



SALES, SERVICE & SUPPORT

Effects Company products have all been through a careful and thorough Research and Development programme, and are fully tested prior to being put into production. Our products are put together with care and thoroughly checked before despatch, which is why we can be justifiably proud of our ever-growing reputation for design and build quality.

We design our equipment to cope with arduous use, but like any other products they should be looked after and checked/serviced when required.

The Effects Company's products are sold throughout the world by authorised distributors who have a comprehensive product knowledge, good levels of stock, and service facilities, enabling customer support across a wide range of uses.

We pride ourself on first class after sales support, and will normally be able to supply spare parts 'off-the-shelf' for immediate despatch. We are also pleased to give full technical support to distributors or end-users regarding technical or service enquiries - simply telephone, fax or write.

THE EFFECTS COMPANY - PERFORMANCE FROM TECHNOLOGY




**UNIT 43
BARN'S COURT
TURNERS HILL ROAD
CRAWLEY DOWN
WEST SUSSEX
RH10 4HQ
UNITED KINGDOM**

TEL: +44 (0) 1342 718399
FAX: +44 (0) 1342 717525



- A dry-ice effect from a conventional smoke machine
- No pre-freezing or refrigeration required
- Works with any Supersmoke machine



Steamers Nightclub, Brighton.
Permanent installation with automatic 'timer' operation

The Cirrus Lowsmoke allows you to produce authentic dry-ice type effects using a conventional smoke machine, without expensive refrigeration systems or cumbersome freezing tunnels.

The Cirrus simply fixes to the front of any of the Effects Company Supersmoke machines, changing its output to a low lying dense haze that is virtually indistinguishable from dry-ice.

Using easily obtainable liquid CO₂, the Cirrus cools the smoke to an incredible -25°C, ensuring that the smoke sinks immediately it leaves the machine. The unit links electronically to the main machine, and works 'in tandem' on 0-10 volts so that you can link to lighting desks and central controllers. Ducting options allow you to direct the smoke through standard 51mm tubing.

The Cirrus is a very economical machine and only uses 1 kilo of liquid CO₂ per 1 1/2 minutes of operation. Working from a standard 6.35 kg cylinder, you can produce 9 1/2 minutes of dry-ice effect; a 34kg cylinder will last 48 minutes; you can also use multiple cylinders manifolded together for even longer operation.

As with all Effects Company products, the Cirrus Lowsmoke boasts quality design and build. It has a stainless steel inner shell and non-ferrous components to prevent rusting, and includes a built-in condensate tray, to ensure exceptionally dry operation.




Ducting adaptor

Specification:
Size: 355mm(x) x 190(w) x 281(h)
Operating temperature: 25°C/77°F
Construction: Internal shell stainless steel, outer shell mild steel, all fittings and condensate tray stainless steel
Operating pressures: Working 50 bar (735 psi) max 190 bar (2752 psi)
Coolant: Liquid Cylinder CO₂
Finish: Royal Blue, feature polyethylene paint, royal blue, feature
Power consumption: 1 amp (240V) or 21 amps (115V)
Voltage: 240/110 volts, 50/60 Hz
Weight (boxed): 11 kgs



Recessed water level indicator and 'above water level' element connection



Standby dry-ice basket

- High capacity dry ice output
- Robust construction
- Innovative design features

The Cumulus dry-ice machine is a well thought out and exceptionally well engineered product packed with practical features which make it easier to use than any other on the market.

The high capacity dry-ice basket ensures huge quantities of fog output, and can be changed almost instantaneously using the lift-out basket mechanism. Almost continuous coverage can be achieved for any length of time with a 'stand-by' basket.



The heater element is fitted above the water level avoiding electrical problems from leakages, and the lid is fitted with a single action locking mechanism to ensure that dry-ice loading is super-quick!

A ducting adaptor for 2.5" ducting will produce a greater projection of fog if you need it, and actually provides 2 options. You can use the adaptor without ducting, which projects the smoke under pressure a greater distance than usual, or you can add the ducting to direct the output to another area.

The whole machine is built from a one piece, seam free, rotational moulded shell. It has a 39 litre water capacity, and 9 kilogram dry-ice capacity which will produce prolonged output of dry-ice in any location. You can use multiple baskets for dry-ice production in large quantities.

- Recessed water level mechanism
- 6 position basket mechanism
- 'Above water level' element connection (no more leaks)
- Removable dry ice basket
- Single action lid seal mechanism
- Heavy duty construction
- Heavy corrosion protection of internal components

Specification:
Size: 230mm(x) x 510(w) x 570(h)
Heat-up from cold: approx. 30 minutes (one basket) 60 minutes (multiple baskets)
Finish: Shell, royal blue, moulded polyethylene paint, royal blue, feature
Power consumption: 10 amps (240V) or 21 amps (115V)
Voltage: 240/110 volts, 50/60 Hz
Weight (boxed): 19.5 kgs



High specification internal construction



Sophisticated microprocessor control

- Massive smoke projection
- Independent variable smoke output and air boost
- Microprocessor control

The Cyclone 4000 Turbo is the world's most sophisticated smoke machine, combining state-of-the-art microprocessor control with innovative design to give you the ultimate product.

Two thermally protected pumps feeding twin heater blocks combine to produce an awesome smoke output. Independent variable smoke output and air boost give you the versatility to vary between massive billowing fog to a thin wispy haze over vast areas. Remote 0-10 volt or DMX 512 provide the ultimate in control.

The design characteristics of the Cyclone 4000 Turbo cover every conceivable application. For example, the heater blocks feature a unique copper coil system which means simple refurbishment in the case of blockage. Externally accessed filters protect the system from foreign bodies. Thermal protection is supplied via twin thermal fuses, independent of the electronic circuitry. Smoke output is controlled via a servo flap system on the front of the machine, giving you accurate control of air flow independent of smoke volume.

The Cyclone 4000 Turbo has DMX compatibility built-in (on DMX versions) which allows you to integrate your smoke operation with lighting through your lighting control board, you simply daisy-chain the Cyclone in the same way you would an intelligent light. You can always switch back to 0-10 volt local control should you wish.

Specification:
Size: 720mm(x) x 320(w) x 400(h)
Weight (boxed): 54kgs
Finish: Royal blue, texture
Total power requirements: 12 amps or 19 amps selectable (240V/50Hz)
Fluid capacity: Internal 5 litres, auxiliary 20 litres, with bottle cut-out system
Fan: In-built high pressure centrifugal - spool up time approx. 3 secs, variable output via servo flap system
Smoke output: Twin blocks - selectable output
Pumps: Twin with thermal protection
Thermal safety: Twin independent thermal fuses
Remote Control: 0-10 volt from controller/box or DMX 512

EC700T Controller



From the EC700T remote or DMX controller (see separate Controller section) you can select single or twin heating blocks, and any combination of smoke output mode, from single, twin or alternating blocks. The controller then allows you to vary the power of the air-boost and

Accessories



Cyclone with auxiliary 20 litre tank

the volume of smoke, for the ultimate tuning of your special effect. You can even leave the EC700T controller connected when using DMX to give you local indication of the status of the machine via its LEDs.

The machine has an internal bottle size of 5 litres with an automatic cut-out which will activate when the bottle is almost empty, preventing pump burn-out. An auxiliary fluid tank with 20 litre capacity can also be connected. (Also with automatic cut-out.)

The Cyclone 4000 Turbo even has changeable heater power settings to cater for power/ampage availability.

This really is the ultimate smoke machine!

- 0 - 10 volt or DMX operation
- Hi-Power - 2 x 2000W heaters
- Unique fluid coil system (easy block servicing)
- Extremely powerful variable fan output
- Inbuilt bottle cutout system



The Effects Company has developed a full range of professional fluids designed to produce almost any effect you want. They are all manufactured to the very highest standards to avoid machine blockages, and can in fact be mixed to provide differing effects.

The less dense 'Haze' and 'Superhaze' fluids are becoming increasingly popular in helping clubs and venues meet licensing authority requirements to keep ambient smoke levels to a minimum.

Effects Company smoke fluids are available in a wide range of convenient sizes - from 2.5 litre bottles, to 205 litre barrels. (See price list for details).

STANDARD FLUID

This produces the traditional dense white smoke effect with long-lasting results.

HAZE FLUID

A thinner, hazier effect than standard fluid, with a slight blue hue. It disperses quicker than standard fluid and produces a less pronounced jet from the smoke machine. It is particularly suited to enclosed areas because it doesn't tend to leave a residue on surfaces or equipment.

SUPERHAZE FLUID

Virtually transparent as it emerges from the machine, superhaze remains almost invisible until highlighted by light beams. Developed as a replacement for 'cracked oil' fluids, it doesn't leave deposits, and is ideal for use with turbo machines.

LOWSMOKE - THICK/LONGLASTING

A smoke fluid specially formulated for use in the Cirrus Lowsmoke machine. It generates a thick white heavy smoke which clings to the ground. It disperses quickly when it warms.

LOWSMOKE - MEDIUM/QUICK DISPERSING

This produces a slightly less dense effect than the thick version and disperses more quickly. It is ideal for areas where people are moving or dancing, creating a swirling effect at floor level without rising.

AEROSOL CANISTERS

For use in the Mini 500 range, they contain the smoke and the propellant combined. They are all ozone friendly and contain no CFCs.



DMX Converter with Supersmoke 3000 Turbo

DMX 512 is becoming increasingly popular as a means of system control, allowing different light, and smoke products to be controlled from one computerised desk.

This new DMX converter allows you to integrate any Effects Company product with your lighting rig, providing synchronised smoke and light in almost any venue, in conjunction with the main DMX system.

The DMX converter box has BCD switches which enable you to allocate any address code between 1 and 512. A pair of XLR sockets are provided for the usual 'in' and 'thru' DMX connections, and the smoke machine is linked to the converter through its 0-10 volt connection, with the machine itself providing the necessary power for the unit.

The Converter then provides LED indications of its status. A light shows that DMX information is being received, and two others indicate the 'power on' and 'ready to operate' status of the smoke machine.

There are two 0-10 volt analogue channel outputs on each box, designed to provide separate control of air and smoke on the turbo machines, or smoke and CO₂ flow on the Cirrus machine. Two bar-graphs show the level of activity on each of these channels, in 10 x 10% segments.

The DMX box can also be used as a stand-alone 2 channel converter to link any 0-10v product into your control system - smoke, or light! (Instructions provided with unit)



Specifications:
Size: 170mm(x) x 115(w) x 36(h)
Finish: Royal blue, feature matt shell paint
Connections: 1/4" stereo jack for Supersmoke 1000 or Mini 500 remote 5 pin XLR 'In' for Supersmoke 3000 Turbo or Cirrus Lowsmoke